



Pre Departure Guide

Message from **CEO**

Dear Student,

Congratulations on receiving your Student visa! Now it is very important that you read this guide CAREFULLY and understand the following information before departure to the UK. It is vital you spend some time reading this guidance since it will assist you in the long term.

We at Student Connect UK Branch look forward to welcoming you to the UK. We hope our service provided you with the confidence to embark on this exciting journey.

As always, we are here to support you if you have any queries, issues or concerns.

There is an excellent video by current international students as part of international student experience.

WELCOME TO THE UK [VIDEO](#) #WeAreInternational !

Zainul Abedin

CEO





STUDENT CONNECT

BUILDING YOUR FUTURE



STUDENT
CONNECT
BUILDING YOUR FUTURE

THE DOCUMENT CONTAINS LINKS TO EXTERNAL WEBSITES AND INFORMATION. PLEASE ENSURE YOU READ THIS DOCUMENT THOROUGHLY FOR A SMOOTH TRANSITION TO THE UK.

PLEASE NOTE COVID 19 HAS IMPACTED EVERY AREA OF THIS DOCUMENT CAUSING DELAYS, CLOSURES and DIFFERENT WORKING PATTERNS. PLEASE CHECK RELEVANT WEBSITES TO ENSURE YOU HAVE UP TO DATE INFORMATION.

PRE-DEPARTURE GUIDE

Table of Contents

PRE-ARRIVAL

Please bring your passport to our local office	5
Read and understand the COVID guidance	5
Online Enrolment and Attendance	5
Preparing arrival in the UK	6
Restricted products when travelling	8

POST ARRIVAL

UK Immigration and Customs	9
Travelling from airport to place of residence	10
Accommodation	11
University enrolment confirmation	12
First few days in the UK	13
Other things to remember	14
Safety	14
Part time job	15
Facing culture shock	16
Studying in a different system	17
Frauds and Scams	17
Document lost and stolen	17
Opening a bank account	18
TV license	18
Water in the UK	19
Driving in the UK	19
Travel and Transport in the UK	20
Student discounts	21

DO'S AND DON'TS

DO's	22
Don'ts	23

PRE-ARRIVAL INFORMATION

Submitting a copy of your visa to Student Connect Branch

Please ensure to bring your passport upon receiving your visa to our local office. It is vital you do this so we are able to communicate and confirm this to the universities.

COVID Guidance

Student Connect has produced a dedicated document covering important frequently asked questions. Please ensure you read this document thoroughly before booking your flight tickets. It contains all essential information relating to COVID, your travel to the UK and first few days.

Online Enrolment and Attendance

Your university would send you an email with all details about online registration and how to attend classes. The University will also email you to send certain documents when you arrive in the UK such as your BRP, educational documents and other information.

PLEASE ALWAYS CHECK YOUR PERSONAL AND STUDENT EMAIL EVERY SINGLE DAY. THE UNIVERSITY WILL COMMUNICATE WITH YOU VIA EMAILS MAINLY.

Please check your email including the spam folder in your email to see if your university has contacted you. You will need access to a computer and internet to take part in classes and access e-library and other resources which will assist you with the course. If you need help with online registration or have issues please contact your university. If you are still having issues, then please contact us.

Some universities would expect you to pay the full registration fee to access classes such as 50% of the fee depending on the University. You **MUST** attend all online classes until you arrive in the UK. Your attendance and engagement is tied to your visa. Therefore, please ensure you are attending classes and if you **MISS** a session or class, ensure to email your module tutor and also the International office.

ATTENDANCE and **ENGAGEMENT** in your course is a **MUST** for you to maintain your Student Visa in the UK. Non-Compliance of this **RULE** will negatively affect your visa and the UK Visas and Immigration can **CANCEL** your visa.



Preparing and Arrival in the UK

Preparing for your arrival to the UK can seem particularly overwhelming. You may have lots of questions; what do I need to bring? How do I arrange my travel onward to the airport? What paperwork do I need to have?

Read our advice below. Your University may also have a Pre Departure guide tailored to your individual university which can be helpful and used.

READ ALL THE CORRESPONDENCE EMAILS FROM THE UNIVERSITY and STUDENT CONNECT.


Your university or college should have sent you information about arrival, including a phone number for support. Keep this number with you when you travel. Check to make

sure you have this – if you can't find it, please contact your institution. Make sure you carry a diary with all important information written down and do not rely on your phone or electronic devices to store important information.

FURTHER INFORMATION: For a thorough guide about coming to study in the UK Please [Download First Steps](#); a guide written by the British Council.

Documents you need for your journey. Keep these in your hand luggage.

KEEP PRINTED PAPER COPIES IN YOUR HAND LUGGAGE



- A valid passport, with a visa or UK entry clearance
- Your Biometric Residence Permit (BRP) decision letter which sets out the leave granted and explains the BRP collection process in the UK.
- Your passport will contain a short-term visa vignette in your passport. This visa will have a validity of only 30 days or 90 days from the expected date of travel to enable you to travel to the UK and to collect your BRP.
- Your plane ticket (or ticket for your ferry or train).
- Vaccination certificates and an X-ray certificate and COVID test if required by the law.
- A paper copy of an unconditional offer letter from your university letter of acceptance from your place of study (Student Visa). This includes your university Confirmation of Acceptance for Studies (CAS) number.
- Contact details of the Student Connect UK branch and your University International Office written down. Do not rely on your electronics since they can break down anytime.
- Documentary evidence (bank statements you may have submitted for your home office) that you have enough money to pay your tuition fees and accommodate yourself while you're in the UK (recent bank statements, proof of scholarship or sponsor's letter)
- Originals (or certified true copies) of any degree certificates or technical qualifications which you submitted to UK Visas and Immigration to obtain your Student visa.
- CASH of at least £2,000 to allow you to maintain yourself for up to 2 months in smaller denominations such as £10 or £20 notes.
- Carry a WARM JACKET(s) since it will be COLD until July.



Restricted products and items when entering the UK

When you have collected all your baggage you must pass through UK Customs Control. There are 3 colors you will see Green, Red and Blue. Join the queue for either the green channel if you have nothing to declare, the red channel if you have goods to declare, or the blue channel if you have arrived from an airport within the European Union (EU) where you have already cleared all your baggage through Customs Control. Even if you pass through the green channel a Customs Officer can ask you to open your baggage for checking. The UK Government has a Video informing what you and cannot bring to the UK

[VIDEO HERE: UK CUSTOMS:](#)

FULL information on what you CAN and CANNOT BRING can be found [HERE](#)



POST - ARRIVAL IN THE UK

**MAKE SURE WHEN YOU GET UK MOBILE NUMBER
YOU SEND THIS TO STUDENT CONNECT.**

UK Immigration and Customs

Passport Control: As soon as you de-board the plane, you will be making your way to the UK BORDER IMMIGRATION CONTROL. You will be queuing with your passport and the documents listed earlier in your hand luggage. The Immigration Officer will ask you a number of questions and will ask you to place your fingers on a machine to check for your fingerprints. It is important YOU BE POLITE AND ANSWER ALL QUESTIONS TRUTHFULLY. THE IMMIGRATION OFFICER HAS THE POWER TO CANCEL YOUR VISA.

Your passport or identity card will be checked. You must: have your passport or identity card ready - remove it from a holder or wallet if you use one, remove your face covering or sunglasses if wearing, move through passport control together if you're in a family.

Showing your passenger locator form: You need to show proof that you've completed a [passenger locator form](#) when you arrive at the UK border. The government will use the form to contact you if someone you've travelled with develops coronavirus (COVID-19) symptoms. When you submit the form you'll receive a confirmation email with a document attached. At border control you must show either a printed document or on your phone.

PLEASE PRINT ALL IMPORTANT DOCUMENTS AND CARRY WITH YOU.
DO NOT RELY ON YOUR ELECTRONICS.

You may also need to [show proof of a negative coronavirus test at the border](#). You could be fined up to £500 if you cannot show proof when asked.

Baggage checks: You must cooperate if you're stopped and asked about your baggage. If you break the rules your goods and any vehicle you use to transport them may be seized. If your baggage is checked it is usually checked in front of you. Customs officers keep a record of: all baggage they open and check, any damage to your baggage or belongings during a check. If your things are damaged you may be offered compensation if your baggage or belongings are damaged during a customs check.



Getting from the airport, train station or dock to your place of study

Many institutions offer a 'meet and greet' airport or train station collection service for your arrival in the UK. If you want to use this service you will need to book it in advance so check directly with your institution. If you are travelling by air you will usually arrive at Gatwick, Heathrow, London City, Luton or Stansted airports, all of which are convenient if you are studying in London or the south-east of England.

If, like many international students, you are studying elsewhere you can fly to one of the international regional airports located throughout the UK. This will make your journey onwards to your place of study much easier. Many intercontinental flights now serve UK airports such as Birmingham, Edinburgh, Glasgow and Manchester; direct and onward connections are available from these, as well as from the London airports, to destinations throughout the UK.

If you are travelling alone or do not have someone such as a friend, family are not waiting outside the airport, THAT'S OK!

Most airports also contain a train station and you can buy a train ticket to your destination from the self-service machine or go to a ticketing counter. Some of the ticketing counters are operated by train companies like Virgin, Western Railways.



There are also taxis (Black Cabs) outside the airport which you can make use of to travel to your place of residence or hotel. You can also use UBER or OLA if downloaded on your phone and it may work using airport free wifi or your personal phone 3g/4g.

PLEASE ASK SOMEONE IN UNIFORM FOR FURTHER DIRECTIONS IF YOU ARE LOST. BRITISH RESIDENTS ARE VERY FRIENDLY AND WILL GUIDE YOU. DO NOT PANIC.

THERE IS CURRENTLY COVID GUIDANCE RELATED TO THIS. PLEASE READ THE COVID GUIDANCE.

ANY EMERGENCIES PLEASE RING US AND LET US KNOW TO SEE HOW WE CAN HELP.



Accommodation

Accommodation it's always best to arrange accommodation in the UK before you leave home, but if for any reason you haven't been able to do this, here is some practical advice. Think carefully about your needs.

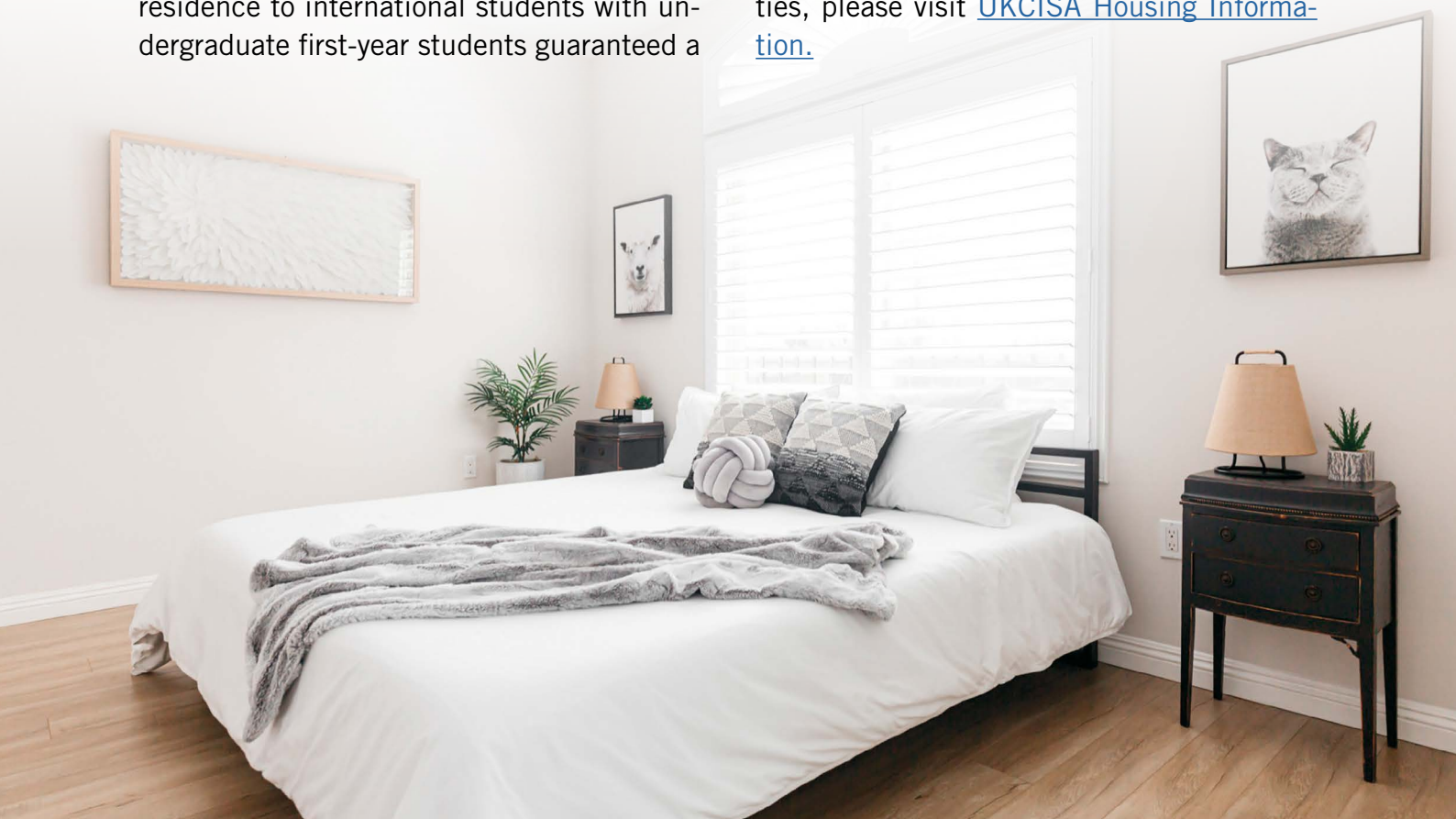
IMPORTANT THINGS TO REMEMBER: For example, how close is the accommodation to your place of study? Is there good public transport? How much will it cost? Are you near shops and facilities? How big is your room? How secure is it? Will you have enough quiet and privacy for study? And so on. Then start by going to the accommodation office at your place of study, where they will be able to advise you on all of this and more.

Many universities provide university halls of residence to international students with undergraduate first-year students guaranteed a

place. If you wish to secure university accommodation, then you will need to contact them in advance to secure a place. It may be possible to get university accommodation after arriving. Contact your university for more information. Universities also support international students to find private accommodation. It is very important you take the time to find suitable accommodation before you sign a contract. If you do sign a contract in the UK, it is hard to break those contracts. Please seek University support in finding private

Accommodation and do not pay money in advance without checking the property in person.

For more information on housing opportunities, please visit [UKCISA Housing Information](#).



Private Accommodation:

The office may keep lists of private accommodation available in the area, and some offices may even help you arrange a booking. The most usual type of private accommodation is a room in a house, sharing facilities. Renting a furnished house or a flat is likely to be expensive, especially in city centers, and quite difficult to find. A good way of making this affordable is to share with other students. If you do this, make sure you agree beforehand on how you will share costs. You will have to do your own cooking and cleaning, and in some cases, will need to provide your own bed linen and cooking equipment. Ask the landlord about these things.

You may decide to stay in lodgings, as part of a family or with a known family friend. This will give you the opportunity to speak English on a regular basis. But be sure to discuss any 'house rules' with your hosts first.

Whatever type of private accommodation you decide on:

- You will need to meet the owner of the property so that you can see it for yourself, and discuss the rent.
- Do not sign any accommodation contract you do not understand, as contracts are legally binding. If you are unsure, take a copy of the agreement to your college accommodation officer or student welfare officer for their advice. If you decide to move in, ask for a tenancy agreement that both you and the owner will sign. This will set out the agreement between you.
- You will probably be asked to pay a deposit before you can move in (usually equivalent to one month's rent). This will be given back to you when you leave, provided all the bills have been paid and there is no damage to the property or its contents. Make sure you get a receipt for this.
- If you rent a property from a private landlord or property management agent and you pay a deposit, they must protect your deposit in a government-authorized scheme.
- You can get further guidance at the websites below: [CLICK](#) to see more information: [Deposit Protection Scheme](#); [Private Renting Information](#); [Private Tenancy Agreements](#)
- You may be asked to sign an inventory for all the items listed in the property. Get a copy of this and a receipt for all the rent payments that you make. Always ask for a rent book in which your payments can be recorded.
- You may have to use a card for the electricity and gas that you use. In some situations it will make more sense to share bills for lighting and heating with other tenants, but make sure you agree beforehand on how the costs are to be shared.
- You should not bring your family to the UK until you have found suitable accommodation for them. University accommodation is very limited and it can be extremely distressing and very expensive for a family if they have to stay in a hotel for a long time. The best thing is to travel to the UK first to arrange family accommodation. This also gives you time to consider the amount of space you need, heating costs, safety, local amenities, and so on.

*****First Few Days in the UK: VERY IMPORTANT *****

- REGISTER WITH A DOCTOR IMMEDIATELY AFTER YOU COLLECTED YOUR BRP. Also called as GP in the UK. [CLICK HERE](#) to know how to register with the doctor.
- COLLECT YOUR BIOMETRIC RESIDENCE PERMIT (BRP). How and where to collect your BRP IS ON UKVI YOUR DECISION LETTER which came along with when you collected your passport and visa. YOU CANNOT COLLECT YOUR BRP UNTIL YOU FINISHED YOUR 10 DAY QUARANTINE. After your QUARANTINE PERIOD YOU CAN COLLECT IT. You WILL NEED YOUR PASSPORT and DECISION LETTER to collect this from POST OFFICE.

***** ATTEND ALL YOUR LECTURES AND CLASSES 100%. YOU MUST MISS CLASSES ONLY IF YOUR HEALTH IS POOR or EMERGENCIES ONLY. IF YOU MISS CLASSES PLEASE INFORM YOUR SUBJECT TUTOR and THE INTERNATIONAL OFFICE OF YOUR UNIVERSITY PROVIDING REASONS AS TO WHY YOU MISSED and OTHER DETAILS. FAILURE TO COMPLY WILL AFFECT YOUR STUDENT VISA INCLUDING CANCELLATION OF STUDENT VISA. IF YOU HAVE LONG TERM ISSUES AFFECTING YOUR ATTENDANCE AND ENGAGEMENT, PLEASE SEEK SUPPORT FROM UNIVERSITY AS A MATTER OF URGENCY. DO NOT WAIT FOR THINGS TO BECOME WORSE. *****

More information can be found: [HERE](#)

- Obtain a UK TELEPHONE NUMBER AND PROVIDE THIS TO STUDENT CONNECT.
- Ensure you have enrolled FULLY and obtained your student ID card depending on your institution requirements. CHECK YOUR EMAILS FOR FURTHER INSTRUCTIONS.



Other Things to keep in mind

- Make sure you read all documents before signing.
- Ensure to visit your student's union and engage with the student's union and societies.
- Check your student email every single day!
- Make sure to make paper copies of your passport and visas.
- If you need to pay additional fees to enroll, ensure you have arranged these funds prior to your departure either through bank transfer or pay online.
- Make sure you ask questions if you are in doubt, the first point of contact for all your issues will be your University's international office or Student Connect.
- Ensure you carry cash with you when you travel to cover your first-month. Expenses as it may take some time for you to open a UK bank account.
- Make friends and be CONFIDENT.
- You are exempt from a TAX CALLED COUNCIL TAX. YOU DO NOT NEED TO PAY THIS.
- Ring your families to keep them informed.



Safety

The UK is a relatively safe place but like any other place, you need to ensure you take care when you are living in a foreign country. Ensure you have your emergency contact details provided to the university and take proactive measures to be safe.

Do not carry expensive items in the streets showing it out to the public especially your mobile phones. Always update your next of kin information with the University when you enrol and keep a note of emergency contacts in your phone.

Ensure you know the local emergency numbers which in the UK is 999 for fire, ambulance and police. Do not carry expensive electronic items in the display when walking the streets and be vigilant. Rest assured you will have a good time in the UK.

UK EMERGENCY NUMBER FOR POLICE / AMBULANCE and FIRE is 999.

Part time jobs

UK immigration allows you to work part-time up to 20 hours per week during term time and full-time during vacations. Most students are allowed to work even if limited to doing a course work placement. It is a great opportunity to not only make some extra cash but also gain valuable work experience needed for your career aspirations.

However, there are various conditions placed on what kind of work you can do and work when you are no longer studying. You will also need a National Insurance Number, once you apply for it, you can start working before you receive this number.

For more information, please visit: [UKCISA Part time job information.](#)

PLEASE CARRY ENOUGH CASH WITH YOU
AND DO NOT EXPECT TO FUND YOUR LIV-
ING THROUGH PART TIME WORKING. DUE
TO COVID JOB OPPORTUNITIES ARE LOW.
DO NOT WORK FOR CASH IN HAND JOBS.



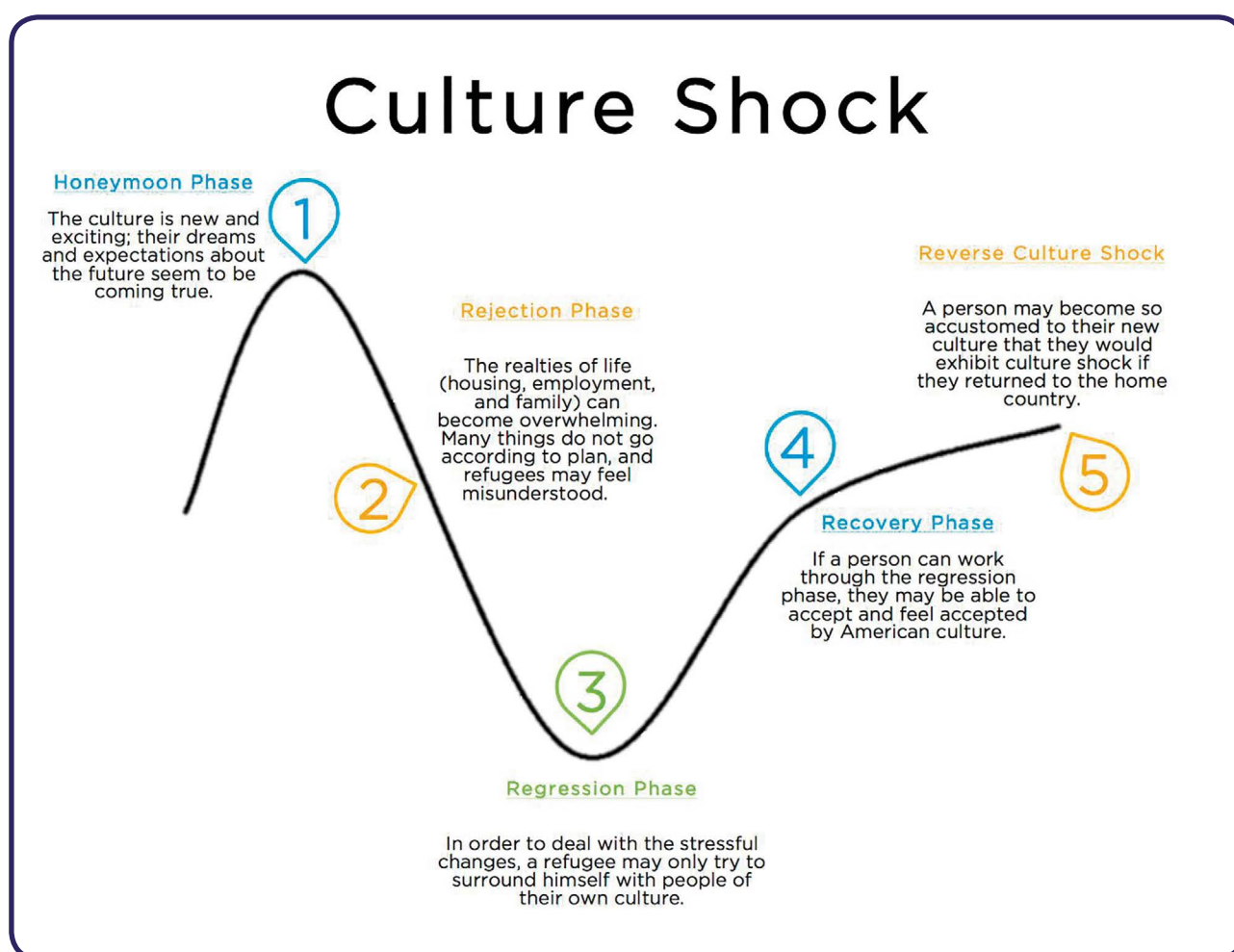
WORK
PART TIME

Facing Culture Shock

While they are usually temporary, culture shock is common among international students arriving in the UK. It is caused due to the new environment, way of life, food, clothing, weather, social conduct, transport, super markets all could impact resulting in you having a shock. This can be frustrating and disorienting at first, as even something simple like buying a bus ticket needs figuring out - can I buy it on the bus, or show my phone? Does it cover a single trip, a day ticket or can I get a discount?

You will soon learn the new “ways of UK life” to get by, but it may be reassuring to know that it’s perfectly normal to find it hard at first. Your fellow international students will share the experience - but so will many UK students who are away from home for the first time.

REMEMBER: IT IS COMMON TO FEEL HOMESICK AND CONFUSED FOR THE FIRST 2 or 3 MONTHS, BUT SOON THIS WILL PASS WHEN YOU SETTLE AND MAKE FRIENDS AND FIND A ROUTINE!



Stages and phases of culture shock an international go through.
(Source: World Relief Durham, 2021)

Studying in a different system

Studying in the UK may seem quite different from studying in your home country. Websites like [Prepare for Success](#) can help

you learn about different aspects of academic life in the UK. It includes short videos and quizzes to prepare you for studying here.

Frauds and Scams

Some criminals specifically target international students, telephoning them and pretending to be from a legitimate organization (such as the UK Home Office, an education agent). They demand money (calling it a “fine” for a non-existent immigration problem), and claim that if you do not pay them quickly, there will be damaging consequences (for example, deportation or cancelling your visa).

Some students become criminals themselves when they allow money from unknown sources to pass through their bank accounts. Read about the dangers of money laundering.

If you think you’ve been targeted please speak to your International Office at your university or contact Action Fraud to report it. Further information [CAN BE FOUND HERE](#).

DO NOT PROVIDE ANY INFORMATION OR MAKE PAYMENTS. SPEAK TO YOUR UNIVERSITY FIRST. UK SYSTEM ALWAYS WORK ON OFFICIAL PAPER LETTERS FOR IMPORTANT MATTERS AND NOT ON PHONE CALLS.

Documents lost or stolen

If you lose your important documents such as your passport or your BRP, you will need to report this to the police immediately and obtain a reference number. Then contact your UNIVERSITY for further advice on how to replace them. PLEASE ENSURE YOU TAKE YOUR BRP OUTSIDE ONLY IF IT IS NECESSARY.



Opening a Bank Account

Opening a UK bank account can be a complicated process at times. There are a number of banks you can choose to open a bank account with. You need a UK bank DEBIT CARD for most day to day activities. It is hard to navigate BRITISH life without a bank account and debit card.

There are also private companies which do entirely phone or online based banking via apps such as Starling bank, Monzo which is becoming popular. We cannot recommend banks for you unfortunately and you must make the final decision.

Documents needed for bank accounts:

- Letter from university with your details (you will need to provide the bank name to university and they will arrange this letter for you). Contact your University for this letter or you can request one from your student portal when you have registered with the University.
- Your passport and BRP.
- Your address confirmation such as tenancy agreement.

More information on OPENING BANK ACCOUNT CAN BE FOUND at UKCISA WEBSITE. [CLICK HERE](#)



TV License

In the UK, you need to be covered by a TV License to: watch or record live TV programs on any channel, and download or watch BBC programs on iPlayer.

This could be on any device, including a TV, desktop computer, laptop, mobile phone, tablet, games console, digital box or DVD/VHS recorder. You still need a license, even if you only watch or record programs broadcast from outside the UK. For up-to-date information about cost and details on the many ways you can pay, please visit the TV Licensing website. You don't need a license if you never watch or record programs as they're being shown on TV (or live on an online TV service) and you don't watch or download BBC programs on iPlayer.

If you do any of the above without a valid license, you risk prosecution and a maximum penalty of up to £1,000*, plus any legal costs and/or compensation you may be ordered to pay. You will also still have to buy a TV License if you need one.



Driving in the UK

Before driving any vehicle (car, motorbike, van etc.) in the United Kingdom (England, Scotland, Wales and Northern Ireland), you should check that you meet all of the legal requirements which apply (a) to the driver and (b) to the vehicle; and that you are aware of the correct procedures, which may be very different from your home country. It is a criminal offence to drive using a license that is not valid in the UK. In addition, if you do so, your car insurance will be invalidated and you will be committing a further criminal offence of 'driving without motor insurance'.

If you hold a driving license issued outside of Great Britain (that is England, Scotland and Wales) then you can use the tool on the Government website to check whether you can use it to drive in the UK. You may be allowed to do so for a limited period of time only.

For more information on driving rules and regulations VISIT:

[Driving on NON UK DRIVERS LICENSE](#)

[ALL DRIVING INFORMATION](#)

DRIVING OFFENCES ARE VERY SERIOUS IN THE UK. IT CAN IMPACT YOUR VISA. IT AFFECTS YOUR VISA APPLICATIONS IN THE FUTURE! DO NOT DRIVE IF YOU ARE NOT FULLY SURE OF THE RULES, PROCEDURES AND LAW.

VISIT: RULES, LAWS AND REGULATIONS OF DRIVING IN THE UK.

You CAN apply for a provisional UK Driver's License which can be used as a FORM OF ID. This is useful for you to carry outside instead of your BRP.

Water in the UK

Drink tap water, be healthy and save money! Tap water in the UK rates among the best in the world and it's the most popular drink for people when at home in this country.

Depending on where you study, you will be supplied by a different water company but whichever that is, you can be sure that the water coming out of your tap is clean, healthy, and eco-friendly. Water can taste slightly differently in every region.

That is natural - some sources of water are more mineralized than others. You can also see their FAQs for links to current quality results of your water company.

Staying hydrated is essential for the functioning of our bodies and brains. Scientists prefer not to recommend an exact volume of fluids you should drink during the day. It might be a good idea to carry a water bottle with you around campus and refill it from fountains or from taps at school.

Dehydration results in fatigue and that's the last thing you need on a difficult study day! So try to drink enough throughout the day.



Travel and Transport in the UK

The UK is well connected by various modes of transport. Including numerous train lines, airports, cycle paths, coach, subways and roads. The trains can be expensive if not booked in advance. ALWAYS CHECK alternatives such as COACH if you wish to travel without advance booking or use slower trains. There are rules for Cycling, Trams, Buses, Underground, Trains and Coaches. PLEASE ALWAYS FOLLOW THE LOCAL RULES.

MORE INFORMATION ON ALL THESE MODES OF TRANSPORT CAN BE FOUND [HERE](#)

THERE ARE STUDENT DISCOUNTS ON PUBLIC TRANSPORT. YOU WILL NEED TO PAY AND OBTAIN CARDS TO AVAIL THOSE DISCOUNTS YOU CAN USE YOUR DEBIT CARD TO TAP IN MOST PUBLIC TRANSPORT IN THE UK NOW.

LONDON STUDENTS: USE OF LONDON UNDERGROUND AND OYSTER CARD IS USEFUL. FOR HOW TO USE THE MAPS AND MORE INFORMATION VISIT:

<https://tfl.gov.uk/>



Student Discounts

Students in the UK normally have good discounts available in all retail shops including grocery shopping. NUS EXTRA CARD is one such card where it is valid for 1 or 3 years and can obtain discounts in multiple places, cinemas, restaurants, clothing shops, supermarkets, public transport and bars.

ALWAYS ASK THE CASHIER IS THERE STUDENT DISCOUNT? PRESENT YOUR STUDENT ID TO AVAIL THEM IF AVAILABLE!

DIFFERENT STUDENT DISCOUNT WEBSITES: Please visit the following websites, register and ENJOY your student's discounts that you can get.

<https://www.totum.com/> (NUS Extra Card)

<https://www.myunidays.com/GB/en-GB>

<https://www.ucas.com/undergraduate/student-life/student-discounts>

<https://www.studentbeans.com/uk>

<https://www.savethestudent.org/student-discounts>

<https://www.studentmoneysaver.co.uk/>

<https://www.topuniversities.com/blog/student-discounts-uk>



Do's and Don'ts

DO's

- Make sure you read all documents before signing.
- Ensure to visit your student's union and engage with the student's union and societies.
- Check your student email every single day!
- Make sure to make paper copies of your passport and visas and other important documents.
- If you need to pay additional fees to enroll, ensure you have arranged these funds prior to your departure either through bank transfer or pay online.
- Make sure you ask questions if you are in doubt, the first point of contact for all your issues will be your University's international office or Student Connect.
- Ensure you carry cash with you when you travel to cover your first-month. Expenses as it may take some time for you to open a UK bank account.
- You NEED your BRP to rent house, open bank account, access health care, driving, employment, enrolment, travelling outside the UK, to prove to anyone your right to be in the UK
- Make friends and be CONFIDENT.
- You are exempt from a TAX CALLED COUNCIL TAX. YOU DO NOT NEED TO PAY THIS.
- Ring your families to keep them informed.
- If you CHANGE YOUR UK ADDRESS, TELEPHONE OR EMAIL ID, PLEASE INFORM STUDENT CONNECT AND YOUR UNIVERSITY WITHIN 24 HOURS.



Don't

- Do not carry your passport and visa outside unless for official reasons.
- Do not work more than 20 hours per week.
- Do not be self-employed i.e. do your own business.
- Do not drive without ensuring all rules are understood and follow all paperwork.
- Do not break COVID rules.
- Do not claim benefits in the UK i.e. government funding.
- Do not miss classes and all educational activities.
- Do not BREAK ANY UK RULES.

THANK YOU AND WE LOOK FORWARD TO WELCOMING YOU TO THE UK AND HOPE YOU HAVE A PLEASANT STAY.

PLEASE RECOMMEND STUDENT CONNECT TO YOUR FRIENDS AND FAMILY.

The referrals scheme has a generous reward system in place.





Pre Departure Guide



THANK YOU AND WE LOOK FORWARD TO WELCOMING YOU TO THE UK
AND HOPE YOU HAVE A PLEASANT STAY. PLEASE RECOMMEND
STUDENT CONNECT TO YOUR FRIENDS AND FAMILY.

Head Office - London

📍 36 Alie Street
London E1 8DA
☎ +4420 7247 9009
📞 +44(0)78 5845 6707
✉ apply@studentconnect.org
🕒 Mon – Fri, 9am – 5:30pm

Dhaka

📍 H: 33, Road No: 04
Dhanmondi, Dhaka 1209
☎ +88 09678444044
📞 +88 01872737377-78
✉ dhaka@studentconnect.org
🕒 Sat – Thurs, 10am – 7pm

Sylhet

📍 H: 04, Rd: 37, BC: C, Shahjalal
Upashahar Main Road, Sylhet
☎ +88 09678444044
📞 +88 01318303090-91
✉ sylhet@studentconnect.org
🕒 Sat – Thurs, 10am – 6pm

Chattogram

📍 Zeenat Center (4th Floor), 100
East Nasirabad, Chattogram
☎ +88 09678444044
📞 +88 01877733673-74
✉ ctg@studentconnect.org
🕒 Sat – Thurs, 10am – 7pm

Follow us in UK



Follow us in Bangladesh

